

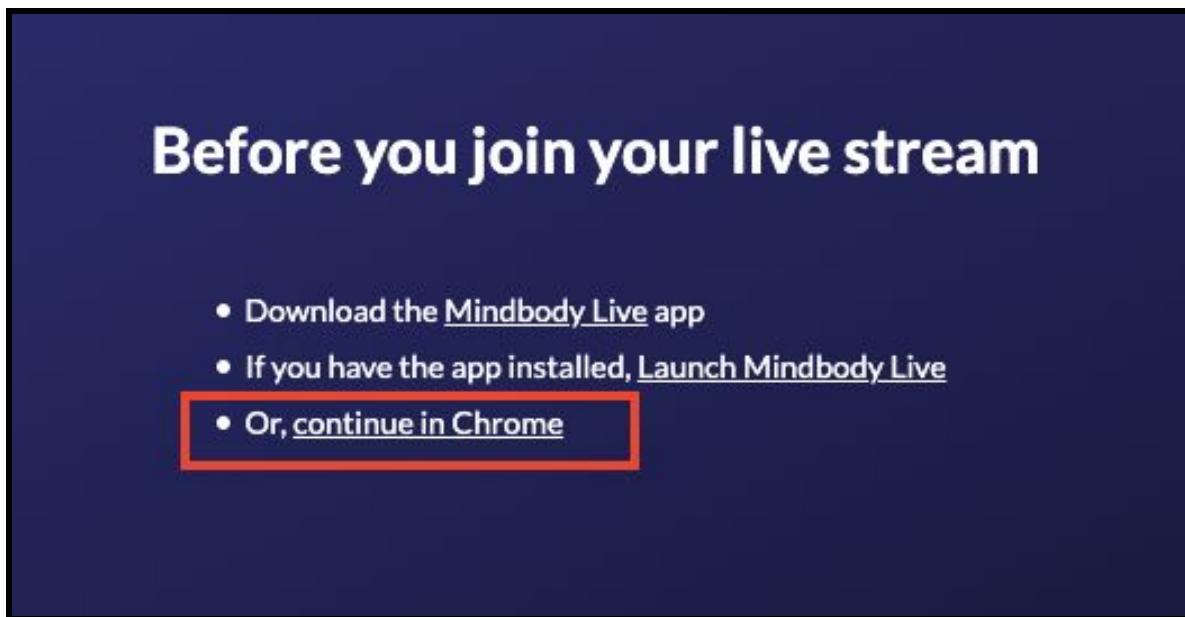
MIND BODY LIVE-STREAM

Using the new Mind Body live-stream platform is easy. The instructions will be different for those using the CHROME web browser versus the SAFARI web browser. Please go to your designated section and read carefully.

INSTRUCTIONS FOR CHROME

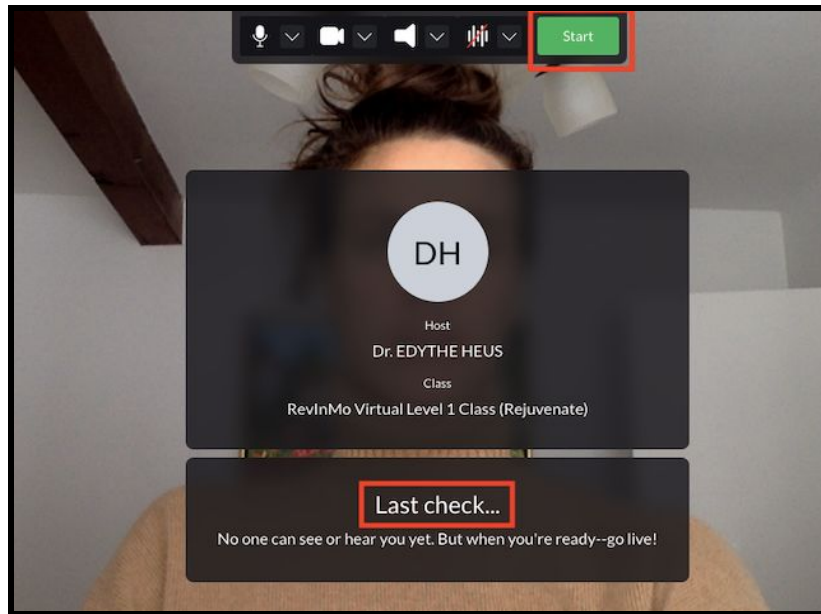
If you are using the **CHROME** browser on your computer, please follow these steps:

- ★ Open your Chrome browser
- ★ From **within** your Chrome browser, please retrieve your Revolution In Motion email that contains the link to class
- ★ Click on the link to class
- ★ The following window should appear on your screen (copied below) saying: **BEFORE YOU JOIN YOUR LIVE** STREAM. If you see this message, you are in the right place
- ★ Since you are in Chrome and will be using Chrome, please select the third option where it says **OR CONTINUE IN CHROME**



- ★ The following window will get you in class, but hold-on, your class is not yet started! You first need to test out your video and microphone if need be and then click on the **START** button to join in on class

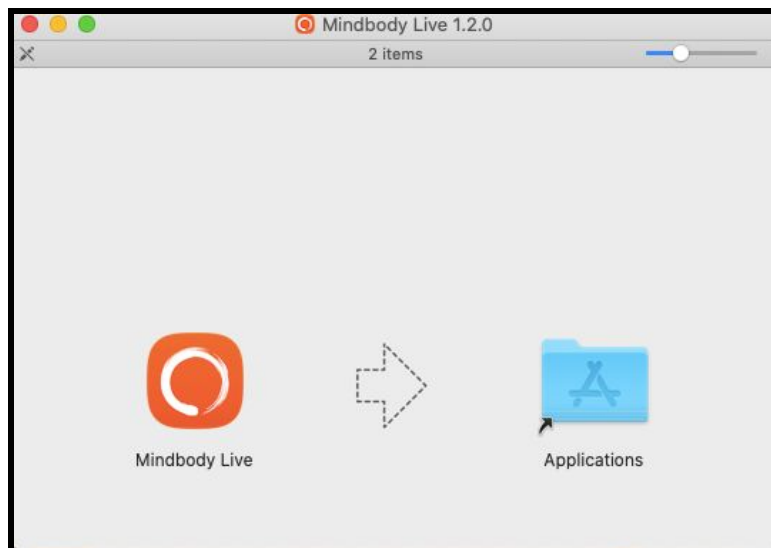
-
- ★ Some individuals may encounter a road-block where Google will ask you to SYNC your personal email information to Google. If this comes up, **PLEASE KNOW THAT YOU ARE PERSONALLY AND FULLY RESPONSIBLE FOR ACCEPTING THESE CONDITIONS.**



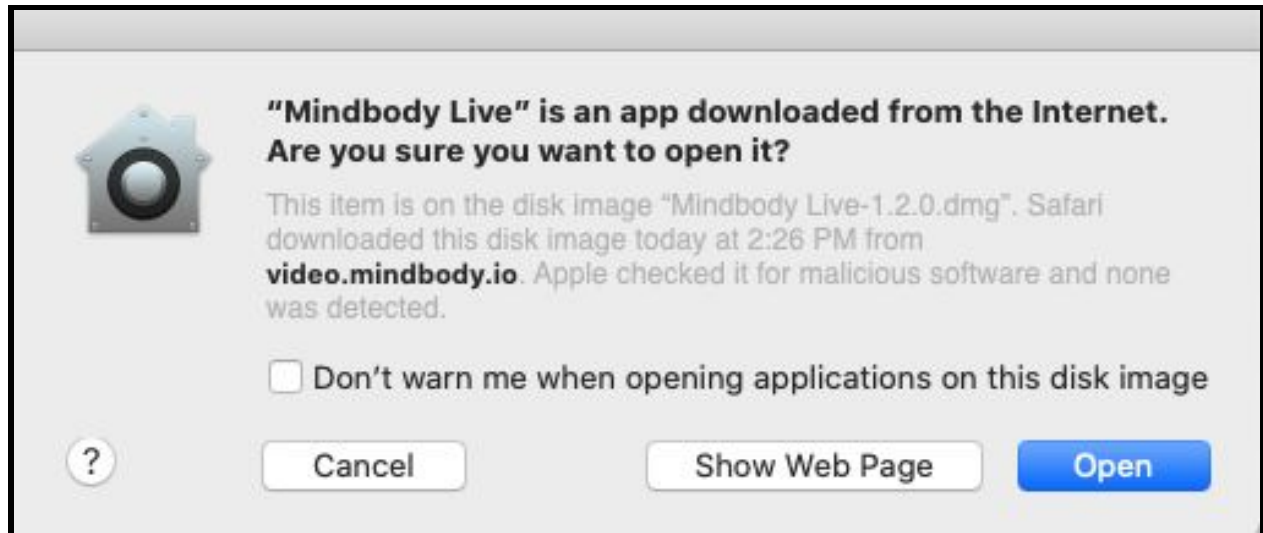
INSTRUCTIONS FOR SAFARI

- ★ If you are using the **SAFARI** web browser, you will need to download the Mind Body Live app [Download it here.](#)
- ★ Choose whether you want to download for MAC or if you want to download for Windows and click on **DOWNLOAD**

- ★ Go to your download folder on your computer and look for the software named **MindBody Live-1.2.0.dmg.**
- ★ A new folder will open that will look like this:



- ★ Double click on the MindBody Live logo on the left hand side
- ★ The system will ask you for your permission to download. Click on **OPEN**

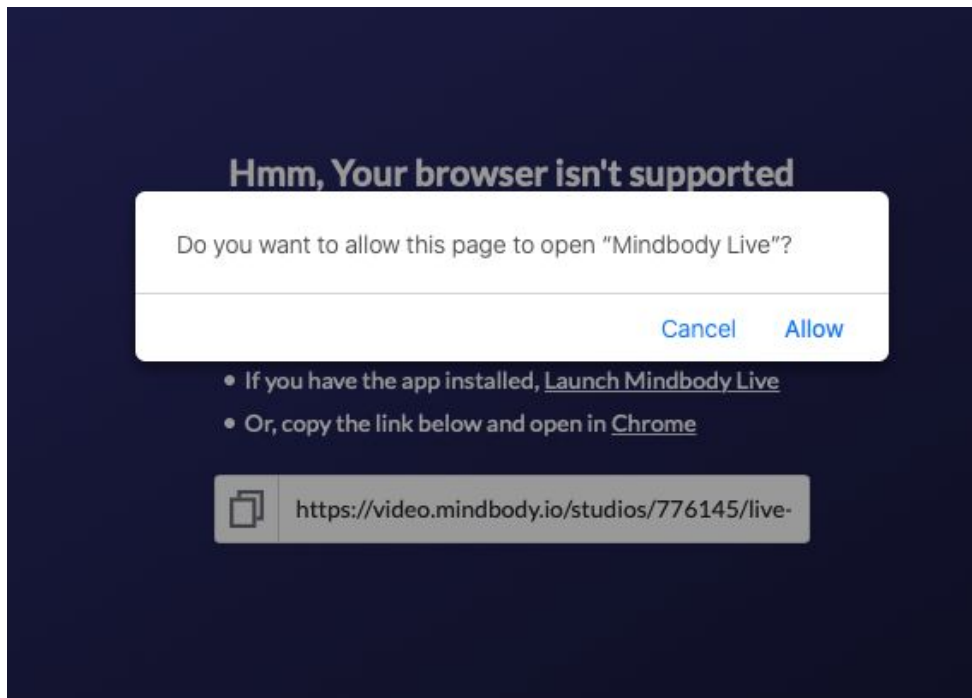


- ★ Once the Mind Body Live application has downloaded, you will be able to click and open your link to the class

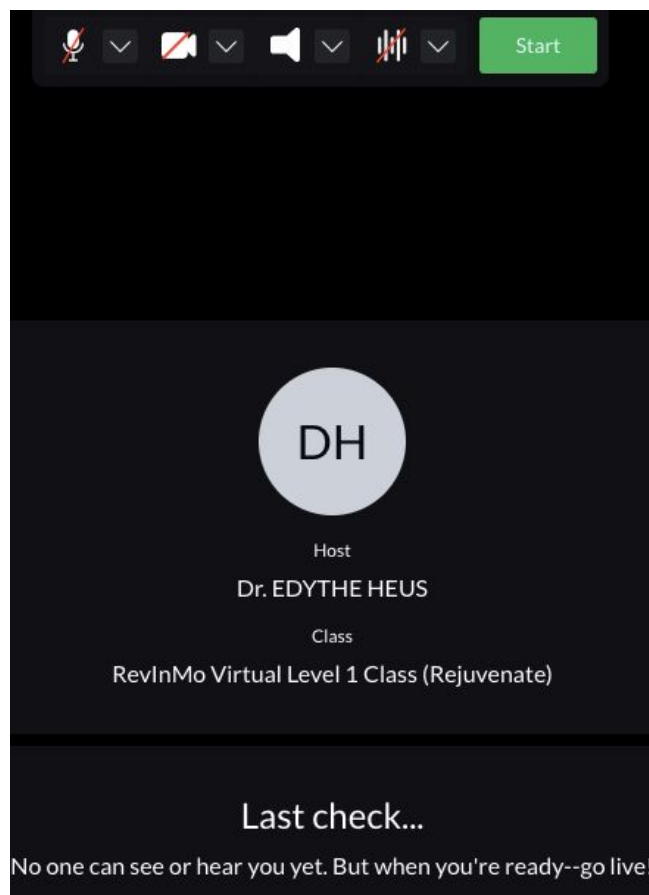
IMPORTANT NOTE: If you cannot download this application on your computer, it is because of your private security settings programmed onto your personal computer. Those are the so-called COOKIES. If this happens, you might decide to download the CHROME web browser onto your computer to join the class. **PLEASE NOTE THAT YOU ARE PERSONALLY AND FULLY RESPONSIBLE FOR MAKING THIS DECISION.** If you agree with downloading this application onto your computer, you may download it here: <https://www.google.com/chrome/>

- ★ If you do choose to download CHROME, please follow the CHROME instructions above

-
- ★ Using your SAFARI web browser, please go and retrieve your link to the class
 - ★ Click on the link to your class, and the following window should appear. Click on **ALLOW**



★ To officially start class, please click on the **START** button and voilà! Enjoy class!!



A few notes:

- ★ The system will automatically mute all participants, and close your cameras when you arrive in your Virtual class. Make sure to turn those on once you come to class
- ★ There is a chatbox to post any of your questions, and you are also able to mute yourself or turn your cameras off when need be
- ★ To end your class, you will see a **LEAVE** button. Click on this button to end your session

It would be ideal for testing out your links to class as soon as you receive them via email - 30-minutes before class starts. Go ahead, click on your class link, and see if it brings you to the right place. For technical support, please call or text Asha at **818- 574-9141**.

Team RevInMo